



Wood Protection Association

Code of Practice:

Industrial Wood Preservation



1st edition: January 2021

This publication and subsequent editions replaces the formerly titled:
WPA Manual: Industrial Wood Preservation - Specification and Practice

endorsed by:



The Wood Protection Association (WPA)

The WPA is a not for profit technical and advisory organisation focussed on the development and promotion of wood protection technology to support the use of wood as a cost effective, sustainable and low environmental impact construction material.

The WPA acts as a technical advisor to British and European Standards setters on wood preservation, modified wood and the fire protection of wood. On the Regulations governing wood protection, the WPA enjoys lead body status with agencies like the Health & Safety Executive, Environment Agency, Scottish Environmental Protection Agency, the Department for Environment, Food & Rural Affairs and the Highways Agency.

The WPA operates Benchmark quality approval schemes for preservatives, flame retardants and modified wood – providing valid independent assessment and verification. Designed to further assure products and processes are fit for purpose.

As designers look increasingly to wood as a low carbon construction material the WPA is committed to providing guidance on the best ways to ensure wood is fit for the purpose intended.



The Timber Trade Federation (TTF) is a business support organisation for the UK timber supply chain. Its members include timber importers, agents, distributors, merchants and manufacturers. The WPA works closely with the TTF on all matters concerning wood protection under a strategic partnership agreement aimed at strengthening the UK market for treated wood.



The Timber Decking & Cladding Association (TDCA) is an independent technical and advisory body for the timber decking and cladding industry. Its members make up a database of approved UK suppliers and installers. TDCA operates the DeckMark and CladMark quality assurance schemes. The WPA share vital resources with the TDCA, occupying the same registered office.

The information contained in this publication is given in good faith. Every effort has been made during the consultation and publication process to ensure the guidance given is accurate. The Wood Protection Association cannot accept any liability for loss or damage arising as a consequence of the information given.

© The Wood Protection Association, January 2021

All rights reserved. No part of this publication may be copied, reproduced, stored in or introduced into a retrieval system or transmitted in any form by any means, electronic, mechanical or other without the prior permission of the The Wood Protection Association.

Front cover image: courtesy of PiveteauBois



Publication ref:

**WPA Code of Practice:
Industrial Wood Preservation**

1st Edition: January 2021

This publication and subsequent editions replaces the formerly titled: **WPA Manual: Industrial Wood Preservation - Specification and Practice.**

Published by:

The Wood Protection Association

5C Flemming Court, Castleford, West Yorkshire

WF10 5HW United Kingdom

www.thewpa.org.uk



Wood Protection Association

Contents



How to use this document

- 1. Objectives and Practice of Industrial Wood Preservation**

- 2. Wood Preservatives**

- 3. Specifying Preservative Treatment**

- 4. Treating Wood**

- 5. Using Treated Wood**

- 6. Safety, Health and the Environment**

- 7. Supporting Information**

- 8. ANNEX: Commodity Specifications**



How to use this document

This WPA Code of Practice provides detailed guidance on industrial wood preservation for **specifiers, wood treaters** and those involved with **using treated wood**.

Throughout this document [underlined links](#) provide speedy navigation and signpost access to relevant key information – including a range of WPA *Guidance Notes* which provide concise answers to the most frequently asked questions and can be found at the [RESOURCE CENTRE](#) of the WPA website.



Specifiers

Gain an understanding of the correct way to specify wood preservative treatment in the UK to ensure that treated wood is fit for purpose in the service conditions in which each commodity has to perform.

This document provides guidance on the allocation of wood components to [use classes](#) and [service factors](#) applying to end-use situations which also help to make the decision on whether treatment is required or not.

Information is provided on quality assurance procedures that underpin confidence in the performance of treated material. The advantages of using wood treated under the **WPA Benchmark Quality Assurance Scheme** are explained.

Treatment plant managers and operators

Find detailed information on preparing wood for treatment and how to achieve the level of treatment to conform to specifications received.

In many cases preservative suppliers will assist treatment companies with guidance on processes to achieve combinations of penetration and retention of their preservative products. However, plant operators can also use the tables and techniques described here to assess the conformity of their procedures with the requirements of preservative treatment specifications. Included are sections on [Factory Production Control](#), [quality assurance](#) and [handling and storing treated wood](#).

Users of treated wood

Learn about the characteristics of treated wood and its safety and disposal at the end of service life.

The relevant sections should be consulted by users to ensure that the full benefits of additional durability conferred by treatment can be obtained while conforming to safety, health and environmental protection rules.

Other useful publications available from the WPA

The Wood Selection Guide

Exploring flame retardant treated wood, naturally durable and preservative treated wood, modified wood, wood-based sheet materials and engineered wood products.

The Buyer's Guide to Preservative Treated Wood

It's a mistake to assume that all pressure treated wood is the same. This illustrative and concise guide to preservative treatment summarises the differences.

NOTE: At the time of publication, *BS 8417: Preservation of Wood – Code of Practice* has not been updated since 2014. Amendments to the standard to reflect changes in regulations and industry practice since that date is not in BSI's current work plan. Consequently, this publication (*formerly titled the WPA Manual: Industrial Wood Preservation - Specification and Practice*) is a valuable and current reference of standards and good practice for treaters, specifiers and users of treated wood.

Annex: WPA Commodity (C) Specification

This system of specification is based on the type and level of treatment most appropriate for the desired life of wood commodities in UK service conditions. It covers many of the common uses for wood species whose natural durability is insufficient to deliver an adequate service life. Model specifications are presented that provide a way of specifying treatment without the need for detailed knowledge of the underlying principles.

All of the WPA publications referenced in this Code of Practice can be found, free of charge at our website: www.thewpa.org.uk - just head to the [RESOURCE CENTRE](#) page.



Back to [CONTENTS](#) page

1. Objectives and Practice of Industrial Wood Preservation

Industrial wood preservation covers only those processes that include factory production control.

The preservatives used in such processes are, like all biocidal products, subject to authorisation under the EU Biocidal Products Regulation (BPR) or approved under the UK Control of Pesticides Regulations 1986 (*as amended*) and all products to be used in accordance with this Code of Practice must be BPR authorised or approved under national regulations. They are designed for protection of wood and wood-based materials in service and applied before installation. They do not include preservatives for DIY or remedial use.

The fundamental objective of industrial treatment of wood with preservatives is to ensure that, even when wood is inherently vulnerable to biological deterioration, once treated it remains sound throughout the design life of the structure of which it forms a part.

Achieving this objective enables designers and specifiers to make maximum use of wood - the most sustainable construction material available. It is important to understand, however, that preservation is not a substitute for good design and appropriate maintenance programmes over the life of a structure; rather it is one component of a holistic approach to design, construction and maintenance.

It is also an objective of industrial treatment to achieve the desired improvement in wood durability with the minimum of environmental impact. It is a major advantage of such treatment that it is carried out in controlled impregnation or application equipment which:

- a) **minimises the potential for exposure of either workers or the environment, to wood preservative chemicals, and**
- b) **can impart greater durability than is possible with uncontrolled superficial processes, such as brushing and spraying.**



A typical wood preservative pressure treatment plant. Photo courtesy of James Jones & Sons Ltd.

2. Wood preservatives

2.1 Regulation of preservatives

The sale and use of wood preservatives are governed by legislation.

The EU Biocidal Products Regulation (BPR) imposes a regime of controls based on approval at EU level of active substances such as fungicides and insecticides with authorisation at national level of wood preservative formulations that incorporate one or more approved active substances. The BPR also imposes rules on labelling of treated articles (*for example treated wood*) aimed at ensuring that essential information on handling and use is provided with the product. Brexit will affect how the regulations are applied and WPA will advise on this once the 2020 transition period ends.

During the transition to the BPR in the UK, existing approvals under the **Control of Pesticides Regulations 1986 (as amended)** continue to apply to individual preservatives until they are assessed under the BPR and either authorised or removed from the market. Brexit may also affect how this works.

Where other regulations impose restrictions on particular types of treated wood these are noted in the relevant sections of this Code of Practice.

Although the legislation incorporates a requirement to demonstrate efficacy, it is at a basic level and approval under the regulations cannot be taken as an indication that performance of treated wood will meet any particular standard.

While certain characteristics of individual products may lead a purchaser or specifier to prefer one preservative over another, all preservatives should be considered safe for both people and the environment when used in accordance with conditions of approval or authorisation and other regulations that apply to their use.

2.2 Types of wood preservatives

A European performance standard for wood preservatives, **BS EN 599-1 Efficacy of preventive wood preservatives as determined by biological tests. Specification according to Use Class**, defines the biological tests and the results needed to demonstrate preservative effectiveness. Effectiveness is expressed as the **Critical Value (CV)** – the amount of preservative required to protect wood in biological tests carried out in accordance with BS EN 599-1 for any given Use Class.

The retention of preservative required in practice for Use Class and service life combinations may be either the CV or, typically for a longer service life, a higher figure calculated by applying a factor to the CV. Where a factor is applied, it is shown in [Table 5](#). Preservative suppliers will declare, subject to any conditions of authorisation or approval, the retention they recommend for each Use Class for which a preservative is suitable. Some Use Class 4 (ground contact) preservative formulations are approved under the **WPA Benchmark approval scheme** and these can be found here: www.thewpa.org.uk/preservative-treatments.

For creosote, whose efficacy has been established over many years in service, retentions based on custom and practice and shown to be effective in service over many years are used in this manual instead of data from BS EN 599 efficacy tests.

A description of each wood preservative type follows.



Go to the [RESOURCE CENTRE](#) for
Guidance Note WPA TW 3: Brexit and the BPR



Copper-organic

Copper-organic preservatives are water-based mixtures of copper compound(s) with organic compounds that act either as active substances that extend the efficacy of a formulation to protect against a wider range of fungi and/or insects or act as co-formulants to improve the product in other ways.

Generally suitable for **Use Classes 1 - 4**. Applied by **high-pressure processes**. Suitable where wood is exposed to a high risk of biological attack, e.g. **fencing, path edge boards and wood embedded in masonry**.

These preservatives are cost effective for the degree of protection afforded. Treatment imparts a greenish colour to the wood making it easy to identify. A dye may be added to impart a brown or other colour. Treatment will cause wood to swell, raise the grain and may cause some distortion.

Water-based organic

Water-based organic preservatives are water-based mixtures of organic compounds that act either as active substances to protect against fungi and/or insects or act as co-formulants to improve the usability of a product.

Suitable for **Use Class 3 (uncoated and coated)** situations, e.g. **wood in external landscape situations not in contact with the ground, and cladding**.

Can also be used in **Use Classes 1 and 2**. Applied by **high-pressure processes**.

Treatments are clear and do not colour the wood. A colorant may be added. Treatment may cause wood to swell, raise the grain and may cause some distortion.

Microemulsion (water-based)

Microemulsion preservatives are formulations that employ emulsion technology to facilitate formulation with active substances that have low water solubility in the oil phase of the emulsion and potentially water-soluble substances in the water phase. These formulations minimise or avoid swelling of treated wood and may be suitable therefore for machined components that were traditionally treated with solvent-based preservatives.

Generally restricted to **Use Classes 1, 2 and 3 (coated)**. Ideally suited for **internal construction wood and painted joinery**. Applied by **low-pressure (double vacuum) processes**.

NOTE: Where suitability of a microemulsion preservative is claimed for Use Class 3 uncoated, a high-pressure process will normally be used in which case treatment will cause the wood to swell, will raise the grain and may cause some distortion.

Organic solvent

These are also commonly known as light organic solvent-based preservatives (LOSP).

Generally restricted to **Use Classes 1, 2 and 3 (coated)**. Ideal for **Joinery components**. Applied by **low-pressure processes**.

Their main advantage is they do not change the dimensions of treated wood or raise its grain; they do not change the colour of the wood (*unless tinted for the purposes of identification*), making them particularly suitable for joinery components.

Creosote

Creosote preservatives for vacuum pressure treatment must comply with the requirements of BS EN 13991.

Creosote is suitable for wood to be used **externally, above and below ground - Use Classes 3 uncoated and 4**. Applied by **high-pressure processes**.

Treatment with creosote reduces moisture movement in wood but is difficult to paint. It can stain absorbent materials with which it comes into contact.

NOTE: Regulation (EC) No 1907/2006 of The European Parliament and of the Council (REACH) restricts the marketing and use of creosote and creosote treated wood. Individual authorisations under the BPR may impose additional restrictions. Before specifying creosote treatment consult the regulations and the Wood Protection Association **Guidance Note TW 6** for details of where creosoted wood may be used.

Learn more about **Use Classes**



Go to the **RESOURCE CENTRE** for **Guidance Note WPA TW 6: Use of Creosote and Creosote treated wood**

[Back to CONTENTS page](#)

3. Specifying Preservative treatment

3.1 A concise guide to specification

Preservative treatment provides wood with added durability. However, it's a mistake to assume that all pressure treated wood is the same. Whilst one piece of treated wood may look very much like any other, the level of preservative protection could be very different. That's because the retention and penetration of preservative, impregnated into the wood, is tailored to the desired end use.



Go to the [RESOURCE CENTRE](#) for The Buyer's Guide to Preservative Treated Wood

Table 1: BS EN 335 groups the applications for treated wood into 'Use Classes', the main three being:

INTERIOR	EXTERIOR	
Use Class 2	Use Class 3(u)	Use Class 4
Above the ground or DPC, covered	Above the ground (uncoated)	Ground or fresh water contact (and exterior structural support)
Internal construction timbers within the building envelope: Tiling battens, framing and roof timbers (including CLT*), internal joists, sole plates.	External construction timbers: Deck boards, fence rails and boards, cladding (including battens) and fascias.	External construction timbers: Fencing, fence posts, agricultural timbers, retaining walls, playground equipment, decking posts, joists and sub-structures.

Check List - Buying and Using Preservative Treated Wood

- ✓ DO establish the Use Class of the timber you need, before ordering.
- ✓ DO tell your supplier in writing, that the wood must be treated to that particular Use Class.
- ✓ DO Ask your supplier to verify that the wood supplied meets your Use Class specification – on the delivery note and invoice or a treatment certificate.
When buying from stock always check which Use Class the wood has been treated to.
- ! DO NOT substitute wood that has been treated for an indoor application for use in an external application – failure is inevitable.

For wood in permanent ground or fresh water contact, or providing exterior structural support, **Use Class 4** levels of protection must be specified, otherwise service life, structural safety and customer satisfaction will be compromised.

- ! When cross cutting, notching or boring treated timber products during installation, ALWAYS apply an end grain preservative treatment to freshly exposed areas to maintain the integrity of the protection.
NEVER put cut ends in the ground, even if end grain coated.

NOTES:

- * **Cross-laminated timber (CLT)** is used for example, for exterior walls, floors, partition walls and roofs, typically in Use Class 2, and there is a risk of wetting in service that may last longer than in smaller dimension wood components leading to an as yet uncharacterised decay risk. The massive nature of CLT creates difficulties for post manufacture preservative treatment and treatment specifications are not yet developed enough to include in this Code of Practice. Treatment of the lamellae before gluing may, in the meantime, offer the most effective protection against decay if CLT were to become wet in service. Check with preservative manufacturers for their latest advice.

Go to the [WEBSITE](#) to learn more about the WPA's campaign to promote 'fit for purpose' treated timber.



[Back to CONTENTS page](#)

3.2 The need for treatment

To determine whether a wood component needs preservative treatment, three main factors must be considered; the **biological hazard**, the **risk and consequence of failure**, and the inherent **natural durability** of the wood.

3.2.1 Use classes

The different service situations in which wood can be used have been categorised into a series of Use Classes. Five such classes, which describe the different service situations based on the **biological hazard** likely at expected in-service moisture conditions, are defined in BS EN 335.

The allocation of a component to a Use Class assumes good design, installation and maintenance of the construction. If conditions arise during the service life of the component which result in unexpected wetting of the wood, for example as a result of design faults, condensation, failure of other materials, poor workmanship or lack of maintenance, the Use Class assigned to the component will no longer apply and performance may be affected.

If specifiers wish to take these long-term risks into account, they can allocate a component to a higher Use Class and a different preservative treatment may then be necessary.

Table 2 summarises the Use Class system. Examples of typical service situations are given.

Column 5 of Table 2 allocates a representative range of components to the Use Class which they usually occupy in the UK. If a component being considered is not listed, the specifier should either allocate it to the appropriate Use Class based on the examples given, or contact the Wood Protection Association for advice.

Table 2. Use Class and typical service situations

USE CLASS	SERVICE SITUATION	PRINCIPAL BIOLOGICAL AGENTS	TYPICAL SERVICE SITUATION	EXAMPLES
1 <i>(note 1)</i>	Above ground, covered. Permanently dry.	Insects	Internal, with no risk of wetting.	All woods in normal pitched roofs <i>(note 1)</i> except tiling battens and valley gutter members. Floorboards, architraves, internal joinery, skirtings. All wood in upper floors not built into solid external walls.
2	Above ground, covered <i>(i.e. by a roof or other building component)</i> . Occasional risk of wetting.	Fungi / Insects	Internal, with risk of wetting.	Tiling battens, frames in timber-frame houses <i>(note 2)</i> , wood in pitched roofs with high condensation risk, wood in flat roofs, ground floor joists <i>(note 2)</i> , wood joists in upper floors built into external walls <i>(note 2)</i> , sole plates <i>(above dpc)</i> <i>(note 2)</i> .
3	Above ground, protected, <i>e.g. by a coating</i> . Exposed to frequent wetting. If wood becomes wet, drying out may be delayed by a coating.	Fungi <i>(note 4)</i>	External, above damp-proof course (DPC) coated <i>(note 3)</i> .	External joinery including roof soffits and fascias, bargeboards, etc., cladding <i>(inc. battens)</i> , valley gutter wood <i>(note 2)</i> , external structural load bearing wood.
	Above ground, not protected, <i>e.g. by a coating</i> . Exposed to frequent wetting.	Fungi <i>(note 4)</i>	External, above DPC uncoated <i>(note 3)</i>	Fence rails, gates, fence boards, agricultural wood not in soil / manure contact and garden deck boards <i>(other than deck substructures)</i> not in contact with the ground.
4	In contact with ground or fresh water. Permanently exposed to wetting.	Fungi <i>(note 4)</i>	Permanently exposed to wetting <i>(e.g. in contact with the ground/ below dpc)</i> and/ or providing exterior structural support.	Fence posts, gravel boards, agricultural wood in soil / manure, earth-retaining walls, poles, sleepers <i>(note 5)</i> , playground equipment, motorway and highway fencing and deck components that are in contact with the ground. Deck substructures whether or not <i>(note 2)</i> directly in contact with the ground, lock gates and revetments, raised beds, bridge timbers.
5	Permanently exposed to wetting by salt water.	Marine borers, Fungi	All components in permanent contact with sea water.	Marine piling, piers and jetties, dock gates, sea defences, ships hulls.

Notes to Table 2

- UK Building Regulations require preservative treatment of softwood species used for roof construction in the *Hylotrupes* area. UK government climate change criteria indicate an increased risk of insect attack in Use Class 1 in all parts of the UK.
- These are assigned to a higher use class than suggested by their location in the structure, owing to the potential consequences of failure based on experience within the UK.
- Some preservatives are only recommended for use in Use Class 3 when protected by a coating, guidance is provided at appropriate points in this Code of Practice. If in doubt consult the preservative manufacturer.
- BS EN 335 includes insects as a risk factor in Use Classes 3 and 4 but this is not, under present conditions, recognised as a significant risk for wood in these situations in the UK.
- Sleepers laid on well-drained ballast maintained in service are considered for regulatory purposes to be Use Class 3 but durability appropriate to Use Class 4 is indicated to meet service life requirements in this safety-critical use. Sleepers in direct ground contact are Use Class 4.

3.2.2 Risk and consequence of failure

Although different components may fall into the same Use Class as given in [Table 2](#), the risk of failure or consequence of failure may be quite different. These considerations may be very important when deciding whether a component should be treated.

Table 3 contains four service factors that have been used in this Code of Practice to describe variations in risk and consequence of failure.

Table 3. Service factors

SERVICE FACTOR CODE	DESCRIPTION OF RISK AND CONSEQUENCES OF FAILURE	NEED FOR PRESERVATION (note 1)
A	Where risk of failure is negligible (note 2).	Optional
B	Where risk of failure is low and preservation can be regarded as an insurance against cost of repairs, and/or where replacement of wood or remedial action is not difficult or expensive.	Advisable
C	Where risk of failure is high and/or where replacement of wood or remedial action is difficult and expensive.	Desirable
D	Where risk of failure is very high and/or where failure of wood components would result in serious danger to structure or persons.	Essential

3.2.3 Natural durability of wood

The natural durability of **heartwood** varies between wood species. For some end uses, the natural durability of the heartwood of a particular species may provide sufficient durability to be used without preservation. **BS EN 350** defines the durability class of commonly available wood species and the **WPA Wood Selection Guide** gives advice as to whether natural durability alone is appropriate for a specific Use Class.

NOTE: EN 350 may give a range of durabilities for a species and in such cases the lowest durability should be assumed unless the provenance of a particular source has been demonstrated to provide a reliable and predictable durability rating.

Where naturally durable components are to be used, their natural durability should not be less than that given in [Table 4](#). The natural durability ratings in [Table 4](#) are relevant to durability to decay fungi. Where natural durability against insect and/or marine borer attack is required, a suitable wood species should be chosen in accordance with BS EN 350, using the additional classifications in that standard for durability against these organisms.


The durability of **sapwood** is minimal whatever the species. Where sapwood is present, the loss of which would render the component unfit for its intended use, preservative treatment should be applied whatever the associated natural durability of the heartwood.

Softwoods contain a high percentage of sapwood, which may be difficult to distinguish from the heartwood and it is usually impractical and uneconomical to exclude it. The practical result is that softwoods for general purposes must be regarded as non-durable when considering the need for preservative treatment if conditions favour fungal and/or insect attack.

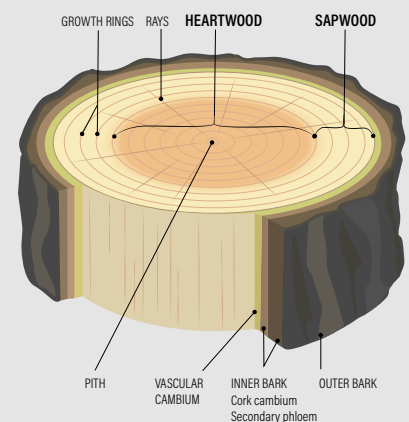
Wood of high natural durability is often available only from sources prone to be environmentally vulnerable or fragile. The full implications of specifying particular species of wood should be considered when choosing between the use of naturally durable wood and a less durable wood from sustainable sources with preservative treatment.

Notes to Table 3

1. An alternative to preservation is the selection of a wood species of suitable natural durability.
2. Determining the likelihood of failure in service, especially over the 60 year life expected of structural wood in buildings, should take into account potential changes in activity of insects and increased risk of rain penetration as a consequence of climate change.



Go to the [RESOURCE CENTRE](#) for The Wood Selection Guide



[Back to CONTENTS page](#)

Table 4. Natural durability recommendations for wood components

COMPONENT	USE CLASS	DURABILITY CLASS OF WOOD WHOSE HEARTWOOD CAN BE USED WITHOUT TREATMENT <small>(note 1)</small>		
		DESIRED SERVICE LIFE <small>(Years)</small>		
		15	30	60
Internal joinery <small>(note 1A)</small>	1	60 year desired service life is always required		5, D <small>(insects)</small>
Wood in roofs dry <small>(note 1A)</small>	1	60 year desired service life is always required		5, D <small>(insects)</small>
Wood in roofs dry <small>(Hylotrupes area)</small>	1	60 year desired service life is always required		3 <small>(note 2)</small> , D <small>(insects)</small>
Wood in roofs <small>(risk of wetting)</small>	2	60 year desired service life is always required		2, D <small>(insects)</small>
External walls/ground floor joists		60 year desired service life is always required		2
Sole plates above damp-proof course (DPC)		60 year desired service life is always required		2
External joinery <small>(coated)</small> and cladding <small>(coated)</small>	3 C	4	3	2
Fence rails, deck boards, external joinery <small>(uncoated)</small> , cladding <small>(uncoated)</small> and battens for cladding	3 U	3	2	1
Fence and deck posts, deck substructures, earth retaining walls, raised beds and wood in bridge construction	4	2	1	<small>(note 3)</small>
Poles	4	2	1	<small>(note 3)</small>
Sleepers	4 <small>(note 6)</small>	2	1	<small>(note 3)</small>
Wood in fresh water <small>(note 7)</small>	4	2	1	<small>(note 3)</small>
Wood in salt water <small>(note 7)</small>	5	<small>(note 4)</small>	<small>(note 5)</small>	<small>(note 5)</small>

Notes to Table 4

- Natural durability categories for wood species listed in BS EN 350:
 - numbers = Fungal decay rating,
 - letters = additional rating [named organisms].
- UK government climate change criteria are expected to indicate an increased risk of insect attack in Use Class 1 in all parts of the UK.
- Any hardwood can be used. Recommendations based on evidence that the House longhorn beetle (*Hylotrupes bajulus* L) can attack the heartwood of some softwoods of lower natural durability.
- No standard recommendation of durability class exists for these specifications. The heartwood of some hardwood species might be expected to achieve a 60 year service life on the basis of long term experience of use in ground contact.
- Resistance against marine borers is essential in this end use. In addition to this, a durability class 1 against fungi is required in this use. Species of hardwoods, the heartwood of which is preferred for use untreated in sea water include andaman padauk, basralocus, ekki, greenheart, iroko, jarrah, kapur, okan, opepe. For such material, CITES should always be consulted as entries in the CITES list do change from time to time (www.cites.org).
- In general, species of natural durability class 1 cannot be relied upon to give more than 15 years' service. However, certain species can give longer service, particularly if adequately sized cross-sections are used.
- Sleepers laid on well-drained ballast maintained in service are considered for regulatory purposes to be Use Class 3 but durability appropriate to Use Class 4 is indicated to meet service life requirements in this safety-critical use. Sleepers in direct ground contact are Use Class 4.
- Wood used as packing in cooling towers is not common now. It is exposed to fresh or salt water and advice should be sought from preservative manufacturers if such wood is to be treated.

3.3 Specifying treatment

3.3.1 UK regulations, harmonised product standards and warranty schemes

Historically the decision whether or not to specify preservative treatment of particular wood or wood-based components was largely a matter for the individual specifier unless a structure came under statutory or voluntary regulation.

Examples are:

- a) Building Regulations which lay down statutory treatment requirements for a limited range of wood roof components in the small area around north west Surrey subject to a high risk of infestation by *Hylotrupes bajulus* (House longhorn beetle) see [Approved Document A - Structure](#);
- b) Insurance backed warranty schemes for new homes such as those operated by NHBC where considerations of building durability and performance are laid down in specification manuals for both insurance purposes and owner confidence;
- c) Grant schemes where the granting of some types of financial support to, for example, farmers has been conditional on a certain minimum life expectancy being designed into agricultural buildings and fencing.

However, the introduction of the **EU Construction Products Regulation (CPR)** creates a different framework of standards and regulations. The seven basic requirements for construction works include a requirement that building products covered in the scope of the CPR exhibit adequate mechanical resistance and stability throughout their design-life.

Harmonised European product standards exist for certain wood and wood-based products and these may include durability and preservation requirements. Where such standards exist they must be adhered to for products governed by the CPR. Producers must provide **Declarations of Performance** and apply **CE marking** to products covered by harmonised standards. Guidance is available from www.thewpa.org.uk.

UK legislation to replace the CPR is expected to be implemented after the Brexit transition period and further guidance will be available from the WPA.

Thus, there is a clear legal onus on the designer of any structure encompassed by the CPR to take such measures as are necessary to ensure the materials specified are of sufficient strength and durability to fulfil these requirements. It is from this that the need to apply appropriate preservative treatment to wood arises. Thus, whilst the designer / specifier continues to have considerable freedom in the choice and use of preservatives, a duty to safeguard the mechanical resistance and stability of the structure is now more explicit than formerly.

3.3.2 Basis of specifications

BS EN 351-1 **Durability of wood and wood-based products** sets out a framework for specifying preservative treatment based on a combination of penetration and retention of preservative. Quality assurance involves demonstrating by analysis that the required combination of penetration and retention has been achieved in each batch.

If this had to be carried out on each batch (**direct testing**) the cost would normally be considered to be prohibitive (*though not invariably, for example in the case of small batches of high value and performance-critical commodities such as poles*). This is avoided in most cases by taking advantage of the allowance in the standard for the treatment of batches of similar size, species, end-use and desired service life to be evaluated to show that the application of a preservative by a particular process can be safely relied upon to achieve the desired result (**indirect testing**). This is explained in more detail in [Factory Production Control](#).

3.3.3 Desired Service Life

The level of preservative treatment recommended depends not only on the risk of attack but also on the expected life of the component in service. In [Table 5](#) and [Table 6](#) preservative recommendations are given where appropriate for desired service lives of **15, 30 and 60 years**. Where a treatment is not recommended for a particular end use/ service life combination, it is because a generic recommendation is not currently possible. Similar desired service lives using naturally durable wood species are in [Table 4](#).

Service life within a Use Class relies on many factors. For preservative treated wood these include the preservative and the quality of treatment. Other important factors include the **quality of wood** (*e.g. sapwood content, liability to split/check*), the **design of the wooden component**, the **design of the structure** in which the wood is incorporated, the **quality of construction**, the quality and regularity of any **maintenance** undertaken and the local **climatic/exposure conditions** in which the wood is in use. Consequently, the prediction of service life is not precise; these desired service lives are not guarantees of performance but indications of the expectation against which the recommendations for treatment are drawn up, assuming good design and normal conditions of use.

As they relate solely to the resistance of the wood to biodeterioration, it is essential to bear in mind that other factors, such as **mechanical damage** or **failure of other elements** of the construction, could limit the life of the complete commodity. The service lives in [Table 5](#) and [Table 6](#) have in some cases not been established by direct service evidence and therefore could be subject to revision as more experience is gained.

3.3.4 Treatment specification

[Table 5](#) and [Table 6](#) allocate component groups to Use Classes and specify penetration and retention values for treatment of permeable and resistant species for 15, 30 or 60 year service lives. Compliance is achieved by meeting these penetration (*to an acceptable quality level*) and retention requirements which involves a combination of process control parameters specific to each treatment installation with confirmatory chemical analysis on a mutually agreed basis. For further details see [Factory Production Control](#).

When specifying treatment, the following information should be given:

Component type (<i>plus Use Class if known</i>)
Species or wood type (<i>permeable or resistant</i>) (note 1) if required
Desired service life (<i>15 or 30 years or 60 years where available</i>)
Preservative type (<i>if a specific type is required</i>) (note 2)

NOTES:

1. It should be noted that the treatability of wood varies between species. If a specific wood species is to be specified, care should be taken to ensure that a species is chosen appropriate to the treatment requirements.
2. It should be noted that not all preservatives are appropriate for all Use Classes.

Example model specification phrases

'Fencing † [*add species or type if desired*] (Use Class [*insert Use Class(es)*]) treated with a preservative [*add preservative type if desired**] in accordance with the current WPA Code of Practice for which a desired service life of 15 years [*or alternative from Tables 6 to 11*] is required'.

'Structural wood † [*add species or type if desired*] (Use Class [*insert Use Class(es)*]) treated with a preservative [*add preservative type if desired**] in accordance with the current WPA Code of Practice for which a desired service life of 60 years [*or alternative from Tables 6 to 11*] is required'.

NOTES:

- * A generic preservative type may be chosen e.g. copper-organic, organic solvent or microemulsion.
- † As much detail as possible of the end use should be given; for example, 'Structural wood (*sole plates*)'.

REMEMBER: If specifying particular preservative types or wood species, it is important to note that not all preservatives are appropriate for all Use Classes and that some species are not sufficiently permeable to achieve the penetration levels required, at least without additional processing such as mechanical incising.

4. Treating wood

The importance of ensuring that treatment procedures do not compromise the health and safety of humans and the environment cannot be over-emphasised.

The design and operation of wood treatment installations should be in accordance with a permit issued under the Industrial Emissions Directive (IED) (2010/75/EU) or, where a plant does not exceed the IED daily capacity threshold, in accordance with the **WPA Code of Practice for Timber Treatment Installations**.

4.1 Condition of wood for treatment

BS EN 350 gives four classes to indicate the treatability of the sapwood and heartwood for a range of wood species. For preservative treatment purposes, however, this Code of Practice only uses two classes: **permeable** (*Treatability Class 1*) and **resistant** (*Treatability Classes 2, 3 and 4*), in both cases based on the treatability of the sapwood.

Although the treatment process can, to a certain extent, be matched to the treatability of the species, natural variability – as seen for example in **Sitka spruce**, could result in significant variation in the outcome of treatment unless measures such as **incising** are used for higher hazard applications such as fencing.

For optimum protection, wood should be in an appropriate condition to receive treatment, as follows:

4.1.1 Surface characteristics

The surface of the wood shall be free from anything that interferes with preservative penetration e.g. mud, dirt, dust and bark, decorative coatings, paint, stain, polish and any other surface finishes.

4.1.2 Freedom from decay and insect attack

The wood shall be free from all signs of attack by wood destroying fungi and insects. Wood showing signs of attack by mould, sapstain (*bluestain*), fungi or pinhole borers may be acceptable subject to agreement between the wood supplier and the customer.

4.1.3 Moisture content

The moisture content of the wood shall be appropriate for the preservative, treatment method and end use. For all methods of treatment, the moisture content should be **below the fibre saturation point** (*circa 300g/kg [30% mass/mass]*). Care should be taken that wood is presented for treatment at a moisture content which is at or below the likely in-service moisture content. See [Determination of moisture content](#)

4.1.4 Temperature

Wood shall not be treated if it is frozen.

4.1.5 Glued wood and board materials

Although most cured adhesives are not affected by preservative treatment, there are some exceptions to this (*notably PVA is not suitable where wood is subsequently to be treated with a water-containing preservative*).

For wood-based boards for which a glue bond is an integral feature, bond performance is critical and guidance is provided in **BS EN 13986**. Guidance on treatment of wood-based board materials is provided in Commodity Specification C11 ([see Annex](#)).

4.1.6 Metal fittings and fixings

It is important that metal fittings and fixings should not be attached to wood prior to treatment with copper-based preservatives unless the preservative manufacturer confirms this is acceptable.

4.1.7 Mixed species

As far as is practicable, wood for which different treatment schedules are appropriate (*for example more than one species or end-use*) should not be treated in the same charge, unless the most intense schedule required can be applied without detriment to those components only requiring lesser schedules.



Mechanical incising of the surface is now used widely to help achieve the desired penetration of preservative.

4.1.8 Stacking for treatment

The wood should be stacked to ensure that preservative solution shall have access to all faces of the wood and to facilitate natural drainage. Bindings should be sufficiently loose to permit this.

4.1.9 Wrapped packs

Packs should not be treated with any wrapping still in place. If packs are treated wrapped, the wrapping may interfere with penetration of the preservative and wrapping material becomes coated in preservative solution posing a handling and disposal hazard at the point of unwrapping.

4.2 The treatment process

Table 5 and Table 6 allocate specific component groups to Use Classes and recommend appropriate penetration and retention values for permeable and resistant species for 15, 30 and 60 year service lives.





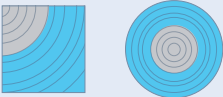
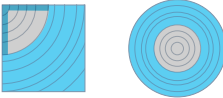
A penetrating process, one which includes features or procedures intended to overcome the natural resistance of wood to penetration by a wood preservative in its ready for use form, will be required where any penetration class other than NP1 is specified. However, even with NP1, a penetrating process may be required to achieve the required retention in the treated zone. The application process is not defined, but process parameters will need to be selected in order to achieve the required penetration and retention requirements.

The treatment cycles and concentration of preservative used for treatment will vary depending upon the species being treated, the desired service life and the Use Class. Generally speaking, there is an increased biological risk of wood deterioration the higher the Use Class number and the longer the service life. In such cases, more severe treatment cycles which result in increased penetration are frequently necessary to meet these more demanding requirements, often in conjunction with higher preservative retention.

4.2.1 Penetration

Penetration is defined as a Penetration Class taken from BS EN 351-1 (Table 4A gives details). The analytical zone given in Table 4A is that part of the treated wood which is analysed for assessing the retention requirement.

Table 4A. Penetration requirements and analytical zone of each Penetration Class

PENETRATION CLASS	PENETRATION REQUIREMENTS (note 1)	ANALYTICAL ZONE	TYPICAL COMPONENT PENETRATION (note 4)
NP1	None	3mm from lateral faces	
NP2	Minimum 3mm lateral into sapwood	3mm lateral into sapwood	 (note 1)
NP3	Minimum 6mm lateral into sapwood	6mm lateral into sapwood	 (note 1)
NP4 (note 2)	Minimum 25mm	25mm lateral into sapwood	
NP5	Full sapwood	Full sapwood	
NP6 (note 3)	Full sapwood and minimum 6mm into exposed heartwood	Full sapwood and minimum 6mm into exposed heartwood	

NOTES to Table 4A

1. If it is not possible to distinguish between heartwood and sapwood, the whole sample should be regarded as sapwood.
2. NP4 only applies to round wood of resistant species.
3. Where penetration class NP6 is specified for some timbers in Use Class 4 end uses, full sapwood penetration is required. Heartwood penetration should be visible at 6 mm and in 75% of the cross-section of the heartwood analytical zone along any face in which heartwood is present.

Where a penetration depth of 12 mm in the sapwood and 6 mm in the heartwood (*a non-standard penetration class used only in the UK – see Table 5*) is specified for resistant timbers in Use Class 4, full penetration of the sapwood analytical zone is required. When tested in accordance with BS EN 351-2, heartwood penetration should be visible at 6 mm and in 75% of the cross-section of the heartwood analytical zone along any face in which heartwood is present.

In both cases, there should be a minimum penetration depth of 6 mm into the wood in addition to the penetration class requirement, regardless of whether the wood includes sapwood or heartwood. This includes areas where machining has resulted in a very narrow band of sapwood (*less than 6 mm*) at the surface.

4. Diagrams in last column, showing preservative penetration are for illustrative purposes only – actual penetration will vary by species and heartwood/sapwood ratios within each component treated.

4.2.2 Permeability and Treatability

Treatment requirements in this manual may vary depending on whether the chosen species is classified as permeable or resistant.

BS EN 350 defines four treatability classes for wood species depending on the ease with which they can be impregnated with preservative. For the purposes of BS EN 351-1, BS 8417 and this document, this system is simplified into two groups of species:

Permeable species: Those wood species with sapwood or both sapwood and heartwood of treatability class 1 as defined in EN 350.

Resistant species: All wood species not defined as permeable.

4.3 Specifications

A specification for treatment needs to describe the component to be treated and the desired service life of that component. This information, along with the treatability of the wood species to be treated will enable the treater to establish the required retention and penetration to achieve that specification (Table 5, Table 6). The required retention is the amount of preservative to be found in the analytical zone as defined by the penetration class - see Table 4A.

4.3.1 Products for which the manufacturer declares compliance with BS EN 599-1

Products that have been tested in accordance with BS EN 599-1 should be applied to give the penetration and retention combinations recommended by their supplier. Table 5 provides recommendations for penetration and retention combinations for each Use Class.

The recommended retentions in Table 5 are expressed in terms of 'R'.

- R represents a figure declared by the preservative manufacturer for a given Use Class.
- R is always qualified by a suffix to indicate the Use Class it is intended for (e.g. R2).
- R should not be less than the critical value (CV) derived from the results of the minimum efficacy tests required in BS EN 599-1 for the given Use Class and the claims made for the preservative. However, preservative manufacturers need to ensure that the recommended retention takes into account factors which have an effect on the lifetime of preservative treated wood but which are not taken into account in the laboratory tests used in the derivation of the CV in BS EN 599-1. Therefore R may often be higher than the CV. Conditions of authorisation of wood preservative formulations under the BPR may include minimum and maximum retentions reflecting assessments of efficacy and risks to health and safety and the environment. Manufacturers have to comply with such conditions. If a retention indicated in Table 5 is outside an authorised range, the preservative may not be used for that purpose and the preservative manufacturer should be consulted.
- Unlike comparatively short-term laboratory procedures, field trials take into account depletion and biodegradation mechanisms and allow for losses in the level of protection over a prolonged period of service life. For preservatives designed for Use Classes 1 and 2 laboratory tests provide an adequate basis for the assignment of R. For Use Class 3 field trials may provide additional information and confidence in service life when deriving R3. For Use Class 4 data from field tests should be considered in the determination of R4.
- R may be declared at a retention that is higher than the CV.
- R may vary for a given end use depending on the organisms against which the preservative is to provide protection (e.g. if protection against blue stain, wood boring insects etc. is required), and whether the preservative is to be applied to softwood or hardwood.
- Multiplication factors are applied to R for Use Classes 3 and 4 to indicate that higher retentions of preservative should be used where longer service lives are required.
- Multiplication factors in Table 5 are the default factors that apply to all preservatives unless long term information from field tests or from practical experience can provide a sound and acceptable basis for using multiplication factors for a wood preservative different from those in the Table.
- For treatments in Use Class 5, R is based on laboratory and field tests.
- Some component / service life combinations in Table 5 do not have allocated retention and penetration requirements. This occurs where performance over extended service lives or the use of treated wood in particularly severe conditions cannot easily be predicted using standard test methods. For these uses and service lives the preservative manufacturer should be consulted.

4.3.2 Preservatives complying with product specifications

Products meeting the requirements of BS EN 13991 (creosote) should be applied in accordance with [Table 6](#).

These penetration and retention requirements are based on experience of use in the UK.

Table 5: Treatment recommendations for solid wood to be treated with preservatives tested in accordance with BS EN 599-1

COMPONENT group number and description (note 15)	USE CLASS	SERVICE FACTOR	DESIRED SERVICE LIFE Years											
			15				30				60			
			PERMEABLE WOOD		RESISTANT WOOD		PERMEABLE WOOD		RESISTANT WOOD		PERMEABLE WOOD		RESISTANT WOOD	
			PENETRATION note 1 / RETENTION note 2		PENETRATION note 1 / RETENTION note 2		PENETRATION note 1 / RETENTION note 2		PENETRATION note 1 / RETENTION note 2		PENETRATION note 1 / RETENTION note 2		PENETRATION note 1 / RETENTION note 2	
1	Internal joinery	1	A	No treatment required (note 14, note 3)										
2	Roof timber dry	1	B	60 year desired service life is always required				NP1	R1 × 1	NP1	R1 × 1			
3	Roof timbers dry (<i>Hylotrupes</i> area) (note 12)	1	D	60 year desired service life is always required				NP1	R1 × 1	NP1	R1 × 1			
4	Roof timbers (risk of wetting) - if in the <i>Hylotrupes</i> area (note 12); Service Factor becomes 'D'	2	C	60 year desired service life is always required				NP1 Note 4	R2 × 1	NP1 note 4	R2 × 1			
5	External walls (sawn wood) / ground floor joists	2	C/D	60 year desired service life is always required				NP1 Note 4	R2 × 1	NP1 note 4	R2 × 1			
6	Sole plates above DPC	2 note 5	D	60 year desired service life is always required				NP2	R3 × 1 note 5	NP2 note 8	R3 × 1 note 5			
7	External joinery (coated) and external wood features e.g. cladding, fascias and bargeboards (coated) (note 6)	3c	C/D	NP2	R3c×1	NP2 note 8 (NP1 note 13 for cladding, fascias and bargeboards only)	R3c×1	NP2	R3c×1.25	NP2 note 8 (NP1 note 13 for cladding, fascias and bargeboards only)	R3c×1.25	note 7		
8	Fence rails, deck boards, external joinery (uncoated), external wood features e.g. cladding, fascias and bargeboards (uncoated)	3u	C/D	NP5	R3×1	NP2 note 8 (NP1 note 13 for cladding, fascias and bargeboards only)	R3×1	NP5	R3×1.25	NP3 note 8 (NP1 note 13 for cladding, fascias and bargeboards only)	R3×1.25	note 7		
9	Fence and deck posts, deck substructures (whether in direct soil contact or not), soil-retaining walls, raised beds, bridge timbers (above water) (note 11)	4	C/D	NP5	R4×1	NP3 note 8	R4×1	NP68	R4×1.5	12/6mm notes 8 / 9	R4×1.5	note 7		
10	Poles and fence posts (round with no exposed heartwood)	4	D	NP5	R4×1	NP4 note 8	R4×1	NP5	R4×1.5	NP5 note 8	R4×1.5	note 7		
11	Sleepers	4 note 10	D	NP5	R4×1	NP5 note 8	R4×1	NP6	R4×1.5	NP6 note 8	R4×1.5	note 7		
12	Wood in fresh water	4	D	NP6	R4×1	NP6 note 8	R4×1	NP6	R4×1.5	NP6 note 8	R4×1.5	note 7		
13	Wood in salt water	5	D	NP6	R5×1	NP6 note 8	R5×1	note 7			note 7			

Notes to Table 5

1. Penetration Classes are summarised in [Table 4A](#).
2. Retention expressed as a multiple of the 'R'. Except for unfixed water-soluble preservatives, retention values refer only to the analytical zone.
3. UK government climate change criteria are expected to indicate an increased risk of insect attack in Use Class 1 in all parts of the UK. Consequently a specifier may consider a Use Class 1 or 2 treatment is required.
4. Recommended treatment only by a penetrating treatment process.
5. Soleplates are at greater risk of wetting so the decay hazard is higher than for other components in Use Class 2. For this end use the preservative retention should be derived from R3.
6. These recommendations assume that the exposed surfaces of the woodwork will be painted or given some other protective finish which will be maintained in service.
7. Generic treatment recommendations are not given for these component and service life combinations. See Section 4.3.1 for further explanation. Where such combinations are desired, consult preservative suppliers for recommendations. NP6 Penetration Class will normally be required.
8. Achievement of NP2 and deeper penetration in resistant species is often very difficult. Processes to aid penetration such as incising may be required.
9. No appropriate NP class exists for this specification. In this case the penetration requirement and analytical zone are both 12mm lateral into the sapwood and 6mm into exposed heartwood faces.
10. Sleepers laid on well-drained ballast maintained in service are considered to be Use Class 3 but durability appropriate to Use Class 4 is indicated to meet service life requirements and the safety-critical use. Sleepers in direct ground contact are Use Class 4.
11. Wood components in bridges above water are Use Class 3 but UC4 treatment is recommended.
12. If wood is to be used to construct roofs in the Hylotrupes area then a preservative suitable for Use Class 1 (*dry roofs*) or 2 (*roofs with risk of wetting in service*) which has been tested against *Hylotrupes bajulus* must be selected.
13. Commercial experience with thinner components fabricated from resistant species used in well-ventilated service environments (*e.g. cladding, facias and bargeboards*) indicates that while penetration greater than NP1 is difficult to achieve consistently, provided the required retention is achieved in the 3mm treated zone, performance is adequate.
14. Exceptionally a specifier or purchaser of treated wood may consider that a Use Class 1 or Use Class 2 treatment is required.
15. Component numbers appear in Commodity Specification tables ([see Annex](#)) to facilitate correct treatment selection.



Go to the [RESOURCE CENTRE](#) for
Guidance Note WPA TW 8:
Understanding Use Class 4



Go to the [RESOURCE CENTRE](#) for
Guidance Note WPA TW 9:
Understanding Use Class 3



Go to the [RESOURCE CENTRE](#) for
Guidance Note WPA TW 10:
Understanding Use Class 2

Table 6: Treatment recommendations for creosote (note 1) conforming to BS EN 13991

COMPONENT group number and description (note 8)	USE CLASS	SERVICE FACTOR	DESIRED SERVICE LIFE Years												
			15				30				60				
			PERMEABLE WOOD	RESISTANT WOOD	PERMEABLE WOOD	RESISTANT WOOD	PERMEABLE WOOD	RESISTANT WOOD	PERMEABLE WOOD	RESISTANT WOOD					
			PENETRATION note 2 / RETENTION kg/m ³ note 3	PENETRATION note 2 / RETENTION kg/m ³ note 3	PENETRATION note 2 / RETENTION kg/m ³ note 3	PENETRATION note 2 / RETENTION kg/m ³ note 3	PENETRATION note 2 / RETENTION kg/m ³ note 3	PENETRATION note 2 / RETENTION kg/m ³ note 3	PENETRATION note 2 / RETENTION kg/m ³ note 3	PENETRATION note 2 / RETENTION kg/m ³ note 3	PENETRATION note 2 / RETENTION kg/m ³ note 3	PENETRATION note 2 / RETENTION kg/m ³ note 3	PENETRATION note 2 / RETENTION kg/m ³ note 3	PENETRATION note 2 / RETENTION kg/m ³ note 3	
1-6	All Internal components		Creosote treatment not permitted in the UK or the European Union (note 1)												
7	Fence rails (coated) external joinery (non load-bearing, coated) and cladding (coated)	3c	C	Creosote treatment not recommended where coatings are to be applied.											
8	Fence rails, deck boards, external joinery (uncoated), external wood features e.g. cladding, fascias and bargeboards (uncoated)	3u	C/D	12mm note 8	145	NP3 note 4	160	NP5	160	12mm note 6	180	NP5	180	NP5 note 4	180
9	Fence (note 5), and deck posts - round.	4	C/D	NP4	160	NP3 note 4	185	NP5	185	NP4 note 4	195	NP5	195	NP5 note 4	210
	Fence (note 5), and deck posts - sawn, earth-retaining walls, raised beds.	4	C/D	NP5	180	NP3 note 7	195	NP5	185	12mm note 8	195	NP5	210	NP6 note 4	210
10	Poles	4	D	NP4	160	NP4 note 4	160	NP5	185	NP5 note 4	185	NP5	195	NP5 note 4	195
11	Sleepers	4 note 7	D	NP5	180	NP5 note 4	180	NP5	185	NP5 note 4	185	NP5	210	NP5 note 4	210
Creosote treatment of wood in fresh and salt water (component groups 12 to 15) is not permitted in the UK or the European Union (note 1)															

Notes to Table 6

1. Regulation (EC) No 1907/2006 of The European Parliament and of the Council (REACH) restricts the marketing and use of creosote and creosote treated wood. Individual authorisations under the BPR may impose additional restrictions. Before specifying creosote treatment consult the regulations and the WPA Guidance Note TW 6 available at www.thewpa.org.uk for details of where creosoted wood may be used.
2. Penetration Classes are summarised in Table 4A.
3. These values take account of industrial experience in the UK. Retention values refer only to the analytical zone.
4. Achievement of NP3 and deeper penetration in resistant woods is often very difficult. Processes to aid penetration such as incising may be required.
5. BS 8417 introduced in 2003 a uniform range of service lives for treatment specifications - 15, 30 and 60 years. However, in the pre-existing standard BS 5589 service lives of 20 and 40 years were indicated. For specifications for fencing components linked to 20 and 40 years, the 15 and 30 year life penetration and retention recommendations respectively in this table are considered to be appropriate.
6. No appropriate NP class exists for this specification. In this case the penetration requirement and analytical zone are both 12mm lateral into the sapwood.
7. Sleepers laid on well-drained ballast maintained in service are considered to be Use Class 3 for regulatory purposes but durability appropriate to Use Class 4 is indicated to meet service life requirements and the safety-critical use. Sleepers in direct ground contact are Use Class 4.
8. Component numbers appear in Commodity Specification tables (see Annex) to facilitate correct treatment selection.



Go to the [RESOURCE CENTRE](#) for [Guidance Note WPA TW 6: Use of Creosote and Creosote treated wood](#)

4.5 Factory production control and labelling

By reference to Tables 5 and 6 a treater can determine the penetration and retention required to satisfy a given specification. It is the responsibility of the treater to ensure that those treatment criteria are fulfilled. Compliance is achieved by meeting these retention and penetration requirements (*in the case of penetration to an acceptable quality level*) which involves a combination of process control parameters specific to each wood treatment installation with confirmatory chemical analysis on a mutually agreed basis.

Assessment and verification of constancy of performance (AVCP) is the phrase used in European Standards to describe procedures for declaring that a material conforms to a relevant specification. There are different levels of AVCP ranging from a supplier's declaration to a full third-party assessment and validation. Note some older European standards use the term 'Attestation of Conformity'.

Where a treater operates a quality management system which complies with **BS EN ISO 9001 Quality Management Systems** and can demonstrate that his process reliably achieves the requirements of the specification, analysis of each batch of wood is not necessary. Once a pattern of consistent specification compliance has been established, (*known as the safe relationship*), chemical analysis to demonstrate continuing compliance should be undertaken at 6 monthly intervals.

This process is used under the **WPA Benchmark Approved Treater scheme**. Individual treated wood products certificated under the scheme are verified as being compliant with this code of practice - for either 15 or 30 years desired service life. Details of this and other quality schemes operated by the WPA are at www.thewpa.org.uk/quality-schemes.

Where a treater does not operate such a Quality Management System, specifiers may require analysis of each batch treated.

Unless otherwise required by the customer or specifier a batch should be considered to comply with specification if the requirements of BS EN 351-2 are met.

When determining whether the penetration requirements appearing in Tables 5 and 6 have been met, some evidence of penetration at the limit of the penetration zone must be found. Unless acceptable quality levels (AQL) have been agreed between the supplier and customer, those levels given in BS EN 351-1 will apply (*10% AQL for permeable species and round resistant species; 25% AQL for sawn resistant species*). The number of samples selected should be in accordance with Inspection level S3 (BS EN 351-2). Sampling units shall be selected from a charge immediately after appropriate post-treatment conditioning. As several sampling procedures are destructive, arrangements should be made to include additional material in a batch to be included for sampling purposes.

4.6 Post-treatment handling

4.6.1 Drying treated wood

a) Water based preservatives

High pressure impregnation with water-containing preservatives increases the moisture content of wood. After treatment this needs to be reduced to a level suitable for the end use of the wood. Drying may be accelerated by open stickering with through ventilation, by an increase in temperature, or by use of other means such as kiln drying.

Low pressure impregnation with water-containing preservatives will raise moisture levels only in a superficial outer zone and this is normally fully reversible by air drying within a short time.

b) Organic solvent based preservatives

The moisture content is not increased with treatments using organic solvent preservatives. The solvents evaporate quite quickly providing there is adequate ventilation and good airflow. Most treated wood can be used within 2 to 7 days of treatment depending on the uptake of preservative and the prevailing conditions.

Occasionally a pack of treated wood will contain some pieces which have pockets of abnormally permeable sapwood. Although undetectable before treatment, after treatment these can be seen as dark-coloured streaks. Such pieces, when identified, should be removed from the pack for prolonged drying before gluing, painting or installation.



Go to the [RESOURCE CENTRE](#) for

[Guidance Note WPA TW 7:](#)

[WPA Benchmark Scheme for Preservative Treated Wood - Executive Summary.](#)



c) Creosote

Creosote is used undiluted and as such has no carrier solvent to evaporate and so does not 'dry' in the conventional sense. Users should be aware, therefore, that because it continues to contain liquid preservative for many years it is in the nature of creosoted wood that creosote may re-migrate to the surface, especially when the wood is exposed to sunlight.

4.6.2 Machining

Machining after treatment is not recommended. See [5.3 Cutting after treatment](#).

4.6.3 Storage of treated wood

All treated wood should be stored at the treatment site in accordance with the requirements of permits issued under the **Industrial Emissions Directive (IED) (2010/75/EU)** or, where a plant does not exceed the IED daily capacity threshold, in accordance with the **WPA Code of Practice for Timber Treatment Installations - Safe Design and Operation**. It is good practice to protect from the weather all treated wood destined for use in Use Classes 1 and 2, also 3 when treated with a preservative that is used with a coating in that Use Class.

5. Using treated wood

5.1 Compatibility with other materials

5.1.1. Adhesives

In consultation with the adhesive manufacturer, select an adhesive appropriate to the in-service exposure condition and appropriate for load bearing or non-load bearing requirements. Although much treated wood can be bonded perfectly satisfactorily, there are potential incompatibility problems and care is required.

Wood treated with creosote cannot normally be satisfactorily bonded using adhesives.

Wood treated by high pressure with water-based preservatives can normally be bonded satisfactorily provided the wood is first re-dried, (i) to a moisture content suitable for the glue being used (*usually less than 22%*) and (ii) to the in-service moisture content of the wood.

Wood treated with organic solvent preservatives can normally be bonded satisfactorily provided adequate solvent evaporation has occurred. Adhesives differ widely in their tolerance to residual solvent and thus the advice of the specific adhesive supplier should be sought. Compatibility problems may also arise where water-based adhesives are used on wood treated with water-repellent grades of preservative, but here again compatibilities differ widely and the advice of the preservative manufacturer and adhesive manufacturer should be sought.

Wood treated with microemulsion preservatives may not bond satisfactorily and the advice of the preservative manufacturer and adhesive manufacturer should be sought.

Although most cured adhesives are not affected by preservative treatment, there are some exceptions to this (*notably PVA is often not suitable where wood is subsequently to be treated with water-containing preservative*). Additionally, certain wood-based composites do not retain their integrity during treatment.

5.1.2 Putties, mastics, sealants, floor coverings

Provided that waterborne preservative treated wood is dried to a moisture content below 22% there should be no difficulties with the application of glazing putties, mastics, sealants or floor coverings.

Organic solvent based preservative treated wood is also compatible provided adequate solvent has evaporated.

5.1.3 Surface finishes

Wood which has been treated with a waterborne preservative, or with an organic solvent-based preservative formulated for use under a surface coating, can be painted, stained, varnished or lacquered satisfactorily. It is important however that adequate provision has been made to ensure that the treated wood is in the correct condition for coating. In principle wood should be dry and solvent free. This can vary for the different preservative types and the manufacturer's advice should be sought and followed.



Go to the [RESOURCE CENTRE](#) for Guidance Note WPA TW 5: Preventing mould growth on treated wood products.

5.1.4 Metal fasteners and fittings

To prevent premature corrosion and failure of metal fixings and fastenings it is important to follow the recommendations of the manufacturer of the metal products for specific advice regarding suitability, desired service life expectations and particular exposure conditions.

Preservative treated wood has a long life expectancy and it is appropriate to use metal fixings and fastenings that will have a comparable length of life.

It is important that the specifier is aware that there are many thicknesses of galvanised coating available and the thicker the galvanised coating the longer the expected service life. The level of galvanising should be commensurate with the end use.

- Electroplated metals only provide a thin coating and are unsuitable for exterior applications.
- It is important not to apply any metal fixings until the wood has been dried to less than 22%.
- It is important that with water-based preservatives metal fixings should not be attached to wood prior to treatment.
- If wood treated with a copper containing preservative is to be used with aluminium sheeting an impermeable barrier such as bituminous paper should be included between the materials to prevent direct contact.

Refer to BS 5534 Code of Practice for slating and tiling.

Eurocode 5 (BS EN 1995-1-1) gives minimum specifications for material protection against corrosion for fasteners and fixings used in internal building, low hazard situations (*Use Classes 1 and 2*) where the moisture content of the treated wood will not exceed 200 g/kg (20% mass/mass) throughout its service life.

5.2 Flammability of treated wood

Wood treated with waterborne preservatives show the same flammability as untreated wood unless specific flame retardant properties are claimed.

Once solvent has evaporated, the flammability of wood treated with organic solvent preservatives is no greater than the untreated wood.

The burning characteristics of wood treated with **creosote** is different from that of untreated wood.

5.3 Cutting after treatment

It is best practice to treat wood in its final dimensions. reworking should be limited to cross cutting, boring, drilling or notching and exposed surfaces should be given two liberal brush coats of a suitable preservative as recommended by the manufacturer of the industrial wood preservative.

For treated wood to be used in Use Class 4, always put an uncut end in the ground.

5.4 Strength of treated wood

For wood treated with preservatives it may be assumed that any loss of strength or stiffness due to the preservative treatment will be small and may be disregarded. BS EN 15228 Structural timber preservative treated against biological attack lists preservative types that are considered not to affect strength or stiffness of treated wood. Contact the preservative supplier for specific advice.

The effect of incising (*which may be used in certain Use Class 4 situations to ensure the required penetration class is achieved*) on wood strength is generally less than 10% but if wood is to be used where a strength class is specified, consult the wood treater for advice.

6. Safety, health, and the environment

6.1 Wood preservatives

Treatment of wood with preservatives contributes positively to the environment by prolonging the useful life of wood in construction, reducing the requirement to fell more trees and reducing the energy inputs into a construction during its desired service life. However, wood preservatives can adversely affect human health and the environment if misused.

The Control of Pesticides Regulations (CoPR) 1986 (as amended) govern the UK's system of approval for the advertising, storage, sale, supply and use of wood preservatives. The Health and Safety Executive (HSE) administers the approval scheme for wood preservatives.

Under the Biocidal Products Regulation (BPR) (EU) no 528/2012 of the European Parliament and of the Council, the UK approval system is being phased out in favour of a pan-European system. Brexit will affect how the regulations are applied and WPA will advise on this once the 2020 transition period ends.

The statutory instructions and precautions resulting from approval/authorisation are given on the product label and on product safety data sheets for wood preservatives. This information, as well as any specific instructions from the manufacturer, must be followed.

6.2 Treatment plant and treatment processes

Detailed guidance on these aspects may be found in the WPA Code of Practice for Timber treatment installations - Safe Design and Operation.

6.3 Treated wood

CoPR approval and BPR authorisation include conditions of use and may include instructions on handling treated wood. The following are general guidelines but any specific statutory requirements passed on by the preservative manufacturer and/or the treater must be followed.

6.3.1 Handling


When handling treated wood, protective gloves, footwear and an impervious apron should be worn if the wood is still wet to the touch. Except where treatment has involved creosote, once treated wood has dried, no special precautions are required in the case of occasional handling of treated wood, other than washing hands afterwards. However, in the case of persistent or repeated handling of such wood, it is advisable to use appropriate protection, such as gloves and overalls. Wood treated with creosote does not dry out in the same way and continued precautions may be necessary if the surface is oily.

6.3.2 Machining and sanding treated wood

Machining of treated wood is not recommended (see [4.2 The Treatment Process](#)). If it is necessary to machine or sand treated wood, an efficient dust extraction system should be used. Attention is drawn to the hazard potential of hardwood and softwood dust, whether treated or untreated (see *The Control of Substances Hazardous to Health Regulations (Amendment) Regulations 2004* available at www.legislation.gov.uk).

6.3.3 Foodstuffs

Care must be exercised in the use of wood preservative treatments to be used in proximity to foodstuffs for human and animal consumption, so as to avoid contamination and tainting. Any conditions in CoPR approval/BPR authorisation in this respect must be observed.



Go to the [RESOURCE CENTRE](#) for *Code of Practice Timber Treatment Installations*



Go to the [RESOURCE CENTRE](#) for *Guidance Note WPA TW 4: Preservative Treated Wood and Indoor Air Quality*

6.4 Waste and its disposal

It is recommended that wherever possible, steps are taken to avoid or minimise the production of waste.

6.4.1 Preservative and used containers


Waste wood preservative product and used containers must be disposed of safely in accordance with any conditions laid down in CoPR approval/BPR authorisation and by reference to the **Product Safety Data Sheet** and in accordance with regulations.

6.4.2 Waste treated wood

Wherever possible redundant treated wood should be reused. Appropriate disposal strategies may be to landfill or incinerate. Enquiries should be made to the local waste management authority or the preservative supplier. Treated wood waste must not be supplied for use as animal bedding or litter; or be used in barbeques or domestic fires.

6.4.3 Disposal options for treated wood

For guidance on options for disposal of waste, see the WPA website for details. In addition the WPA publication - **Dealing with Treated Wood Related Waste Streams - Guidance Note 02/09** is very useful.



Go to the [RESOURCE CENTRE](#) for **Guidance Note 02/09: Dealing with Treated Wood Related Waste Streams.**

7. Supporting information

7.1 Evaluation and test procedures

7.1.1 Sampling preservatives

Follow guidance in BS EN 212.

7.1.2 Sampling treated wood.

Follow guidance in BS EN 351-2

7.2 Determination of moisture content

7.2.1 Oven dry method

Apparatus: A ventilated oven which can be thermostatically controlled at $103 \pm 2^\circ\text{C}$.

Sample selection: The sample to be cut should be a full cross-section taken not less than 230mm from one end and 13 - 19mm thick.

If it is not possible to cut the wood, borings totalling not less than 8g may be taken not less than 230mm from one end. The bore should be taken from the sapwood face to the centre of the section using a test borer consisting of a hollow auger and extractor. If the samples cannot be weighed immediately after extraction they should be individually sealed in a weighed airtight container.

Procedure: The samples should be weighed as soon as possible after extraction or cutting and placed in an oven which has been adjusted to a temperature of $103 \pm 2^\circ\text{C}$. The samples should be removed periodically, allowed to cool in a desiccator and then reweighed. The samples should be dried to a constant weight, such that the loss of weight for a drying interval of six hours does not exceed 0.1%.

Calculation: The moisture content of the sample, as a percentage of the dry weight, is calculated using the following equation:

$$\text{Moisture content (g/kg [% mass/mass])} = \frac{m1 - m2}{m1} \times 100$$

where: *m1* is the mass of the sample, in grams, when wet.

m2 is the mass of the sample, in grams, after drying to a constant mass.

7.2.3 Moisture meter method

Apparatus: An electrical resistance type moisture meter provided with insulated electrodes and calibrated for the species of wood to be measured. It should be capable of taking an individual measurement with an error of not greater than 20g/kg (2% mass/mass) for moisture contents of between 70g/kg (7% mass/mass) and 280g/kg (28% mass/mass). It should be noted that such moisture meters are less accurate outside this range. Additionally, where treated wood is concerned the preservative can influence the accuracy of such meters and the advice of the preservative manufacturer should be sought.

Sample selection: The wood whose moisture content is to be measured should be selected from random positions in the treatment charge. The number of heartwood and sapwood faces should be in the same ratio as the proportions of these types of wood in the charge as a whole. If the number of components in the charge is n, moisture meter readings should be taken on no fewer than the square root of half n. The moisture content should be measured on each face not less than 230mm from either end at a point midway across the width.

Procedure: The electrodes should be driven into the wood to half its depth, or to a depth appropriate to the type of wood specified below. The line between the tips of the electrodes should be in direction of, or perpendicular to, the grain according to the instructions for the type of meter used.

TYPES OF WOOD	ELECTROLODE DEPTH
i) SAPWOOD OF ALL SPECIES	25mm or sapwood thickness if less than 25mm
ii) HEARTWOOD of: <i>sweet chestnut, dahoma, danta, ekki, cuarea, iroko, kapur, kempas, makore, mansonia, oak, akan, opepe, utile.</i>	5mm
iii) HEARTWOOD of species other than those listed in ii)	
Posts	25 mm
Other components	12 mm

7.3 Analysis of biocides used in wood preservatives

Where British Standard methods are available, these should be used. Reference should be made to the BSI for information on available appropriate analytical methods.

Where no British Standard method exists, the supplier of the preservative should be approached for advice.

The following British Standard documents give guidance on the analysis of wood preservatives and preservative treated wood:

BS EN 212:2003	Wood preservatives – General guidance on sampling and preparation for analysis of wood preservatives and treated timber
BS EN 351-2:2007	Durability of wood and wood-based products – Preservative-treated solid wood. Guidance on sampling for the analysis of preservative-treated wood
BS EN 1014-1:2010	Wood preservatives – Creosote and creosoted timber – Methods of sampling and analysis – Part 1. Procedure for sampling creosote
BS EN 1014-2:2010	Wood preservatives – Creosote and creosoted timber – Methods of sampling and analysis – Part 2. Procedure for obtaining a sample of creosote from creosoted timber for subsequent analysis
BS EN 1014-3:2010	Wood preservatives – Creosote and creosoted timber – Methods of sampling and analysis – Part 3. Determination of the benzo(a)pyrene content of creosote



Readers are advised to check that they refer to the current version of a standard, including any amendments. The status of British Standards can be checked online at the [BSI Shop](#) from where copies of standards can also be ordered.

- BS EN 1014-4:2010 Wood preservatives – Creosote and creosoted timber – Methods of sampling and analysis – Part 4. Determination of the water-extractable phenols content of creosote
- BS EN 12490: 2010 Durability of wood and wood-based products - Preservative-treated solid wood - Determination of the penetration and retention of creosote in treated wood
- BS 5666-2:1980 Methods of analysis of wood preservatives and treated timber. Qualitative analysis

7.4 Standards

The principal British and European Standards concerning wood treatments are:

- BS 144 Specification for coal tar creosote for wood preservation.
- Note this standard has some content also covered in BS EN 13991 which takes precedent but it contains certain information not available elsewhere so is referenced solely for that purpose.*
- BS EN 314-2 Plywood. Bonding quality. Requirements.
- BS EN 335 Durability of wood and wood-based products. Use classes: definitions, application to solid wood and wood-based products.
- Comment: Divides the many situations in which wood may be used into 5 Use Classes.*
- BS EN 350 Durability of wood and wood-based products. Testing and classification of the durability to biological agents of wood and wood-based materials.
- Comment: Gives information about natural durability of a wide range of commercial species, i.e. about the inherent resistance or susceptibility of named wood to named agents of biological deterioration.*
- BS EN 351-1 Durability of wood and wood-based products - Preservative-treated solid wood - Part 1: Classification of preservative penetration and retention.
- Comment: Provides a "vocabulary" for specifiers to use when specifying penetration and level of chemical protection.*
- BS EN 351-2 Durability of wood and wood-based products - Preservative-treated solid wood - Part 2: Guidance on sampling for the analysis of preservative-treated wood.
- BS EN 460 Durability of wood and wood-based products - Natural durability of solid wood : Guide to the durability requirements for wood to be used in hazard classes.
- Comment: Gives guidance on the degree of durability required for satisfactory performance in each of the 5 hazard classes (= Use Classes).*
- BS EN 599-1 Durability of wood and wood-based products - Performance of preventive wood preservatives as determined by biological tests - Part 1: Specification according to hazard class.
- Comment: Defines the formal efficacy assessment procedures by which preservative performance can be evaluated.*
- BS EN 599-2 Durability of wood and wood-based products - Performance of preventive wood preservatives as determined by biological tests - Part 2: Labelling.
- BS EN 636 Plywood. Specifications.
- BS EN 942 Timber in joinery. General requirements.
- BS 1722 Fences – Parts 2, 4, 5, 7 and 11.
- BS 8417 Preservation of wood – Code of practice.
- BS EN 13991 Derivatives from coal pyrolysis. Coal tar based oils. Creosotes. Specifications and test methods.



Readers are advised to check that they refer to the current version of a standard, including any amendments. The status of British Standards can be checked online at the [BSI Shop](#) from where copies of standards can also be ordered.

BS EN 13986	Wood-based panels for use in construction. Characteristics, evaluation of conformity and marking.
BS EN 15228	Structural timber preservative treated against biological attack.
DD CEN/TS 1099	Plywood. Biological durability. Guidance for the assessment of plywood for use in different Use Classes
DD ENV 12038	Durability of wood and wood-based products. Wood-based panels – Method of test for determining the resistance against wood-destroying Basidiomycetes.

7.5 Other sources of information

The Timber Trade Federation (TTF) www.ttf.co.uk

The Timber Decking & Cladding Association (TDCA) www.tdca.org.uk

WPIF PanelGuide: The Wood Panel Industry Federation, 28 Market Place, Grantham, Lincolnshire NG31 6LR
www.wpif.org.uk/panelguide.asp

8. Annex - Commodity Specifications

8.1 Introduction

The WPA Commodity ('C') Specifications provide a simple route to accurate specification based on the latest guidance from industry and institute experts. Treatment is tailored to the risk faced by wood in five use classes.

The Commodity Specifications allocate wood components to appropriate use classes and identify suitable preservative treatments. For specifications based on the Commodity Specification numbers no further detail is needed to ensure that a specification is comprehensive and calls up all the relevant detail on suitable wood species, preservatives and factory production control. See [8.3 Model Specifications](#).

The specification of preservative treatment using the penetration and retention system is difficult without detailed knowledge of the suitability of wood species and preservative types for wood to be used in a particular use class together with other details of treatment. Recognising this, the Wood Protection Association has for many years published its 'C' (Commodity) Specifications that provide a simple route to accurate specification.

8.2 Commodity Codes

On receipt of a specification, calling up a WPA Commodity Specification and depending on the degree of selection exercised by the specifier beyond the basics (see [8.3 Model Specifications](#)) the specifier identifies the appropriate combination of species, preservative (following the preservative supplier's guidance on suitability for the relevant end use), its penetration and retention and carries out the treatment following guidance provided by the preservative supplier or based on his own experience and analysis.

For further details on these Commodity Codes, including appropriate treatment parameters, please contact the WPA.

Preservative treatment of:	COMMODITY CODE
Wood to be used in cooling towers (<i>withdrawn see note 1</i>)	C1
Wood for use permanently or intermittently in contact with sea or fresh water (<i>withdrawn see note 1</i>)	C2
Fencing	C3
Wood for Agricultural and Horticultural uses	C4
Non load-bearing external softwood joinery and external fittings (<i>excluding cladding</i>) not in ground contact	C5
External wood cladding	C6
Wood for use in buildings in termite infested areas	C7
Constructional wood (<i>excluding walls of timber-framed houses</i>)	C8
Timber framed housing	C9
Hardwood external joinery	C10
Wood-based board and engineered wood products	C11
Decking	C12

Use Class 1: Interior dry

Use Class 2: Interior – risk of wetting

Use Class 3: Exposed to weather, above ground

Use Class 4: In contact with ground or freshwater

Use Class 5: In sea water

NOTE:

1. The WPA is not aware at date of publication of this edition of this document of any preservatives authorised for treatment of wood for use in cooling towers or wood in the sea or fresh water. Reference should be made to [Table 4](#) for advice on species whose natural durability is sufficient for these uses.

8.3 Model Specifications

When specifying treatment using a WPA Commodity Specification, the following information should be given:

Component type <i>(plus use class if required)</i>
The commodity specification number <i>(C number)</i>

The following additional information may also be given:

Species or wood type (permeable or resistant) <i>if a named species or type is required</i>
Desired service life (15, 30 or 60 years where available) <i>where this differs from the 'default' service life given in the commodity specification</i>
Preservative type <i>(if a specific type is required)</i>

Example model specification phrases for Commodity Specifications.

'Fencing' [†] *[add species or type if desired]* (Use Class *[insert use class(es)]*) treated in accordance with WPA specification C3 *[add preservative type if desired*]* *[add service life if different from default]*

'Facias/soffits' [†] *[add species or type if desired]* (Use Class *[insert use class(es)]*) treated in accordance with WPA specification C5 *[add preservative type if desired*]* *[add service life if different from default]*

'Structural wood' [†] *[add species or type if desired]* (Use Class *[insert use class(es)]*) treated in accordance with WPA specification C8 *[add preservative type if desired*]* *[add service life if different from default]*

NOTE

- * A specifier may decide to leave the choice of preservative (*from those ticked*) to the treater or choose one himself. If the latter, a generic preservative type may be chosen e.g. copper-organic, organic solvent or microemulsion.
- † As much detail as possible of the end use should be given; for example, "Structural wood (*sole plates*)"

If specifying particular preservative types or wood species, it is important to note that not all preservatives are appropriate for all use classes and that some species are not sufficiently permeable to achieve the penetration levels required, at least without additional preparation such as mechanical incising.

Note that in some cases the Commodity Specifications describe specialised end uses that are treated in the same way as the standard range of components listed in Tables 5 and 6; for example, animal pens from C4 are treated in the same way as fence posts in Tables 5 and 6.



Wood Protection Association

WOOD: designed by nature,
protected by innovation.

The Wood Protection Association

5C Flemming Court, Castleford, West Yorkshire WF10 5HW

☎ **01977 558274** ✉ **contact@thewpa.org.uk**

www.thewpa.org.uk